



## WASATCH TAP TAX GRANT APPLICATION

Please review the application process, guidelines, and rules before completing the application, <https://Wasatchcounty.gov/tap>. If you plan on saving the application and returning later please set up a free Jotform account. Please note that the TAP Board recommends saving answers to questions in an alternative form (i.e word doc) and filling out the form once all questions have answers created. Applications received after 5PM MST on the due date set forth in the guidelines will be disqualified from the cycle and not reviewed by the board.

---

Type of Grant

- ☐ Trail
- ☐ Park
- ☐ Art

Project Name \*

Project Location / Address \*

Organization Name \*

Organization Tax ID \*

Primary Contact Name \*

First Name

Last Name

Primary Contact Phone Number \*

Please enter a valid phone number.

Primary Contact Email \*

example@example.com

### Secondary Contact Name

First Name

Last Name

### Secondary Contact Phone Number

Please enter a valid phone number.

### Secondary Contact Email

example@example.com

### Organization Type \*

- ☐ Wasatch County Department
- ☐ Nonprofit Organization
- ☐ Foundation
- ☐ Local Organization
- ☐ Other

### Project Abstract (Describe the project in a concise summary.) \*

0/250

**Tier Applying For \***

- ☐ Tier 1 (up to \$4,999.99)
- ☐ Tier 2 (\$5,000-\$74,999)
- ☐ Tier 3 (\$75,000+)

**Amount Requesting \***

**Will you be applying for other grants to fund this project? \***

- ☐ Yes
- ☐ No

If you are applying for other grant(s) to fund this project, please specify the other grant(s) and the amount of money you are requesting.

0/250

Is your cash match secured? \*

- ☐ Yes
- ☐ No

If your cash match is secured, please list source(s) and amount(s).

0/250

TOTAL In-Kind Services and / or materials value: \*

0/250

Is a portion of the project created using volunteer hours? \*

- ☐ Yes
- ☐ No

If project uses volunteer hours, describe how the estimated volunteer hours are going to be used. (Volunteer hourly rate is \$36.24 as of 2024)

0/500

Project Description (Describe the project in detail) \*

0/500

Community Need & Benefits (Describe how the project meets and fulfills a demonstrated community need and provides benefit to the community) \*

0/250

How does this project meet the intent of TAP? (i.e., Improve the Quality & Accessibility of Trails, Arts, & Parks across Wasatch County, for its residents' and visitors' direct use and benefit.) \*

0/250

Does the project collaborate / coordinate with other entities? \*

- ☐ Yes
- ☐ No

If the project DOES collaborate with other entities please describe which entities and to what extent you will be collaborating / coordinating with them?

0/250

What is the schedule for this project? (Include dates & milestones) \*

0/250

Is the project ADA (Americans with Disabilities Act) compliant? \*

☐ Yes

☐ No

Will you need longer than one year to complete the project? \*

☐ Yes

☐ No

If you need more than one year to complete the project, please explain how much time you will need and in detail why.

Do not use pdf preview to apply. Use link to application form found on website.

PREVIEW

0/250

What is the long-term maintenance plan and projected maintenance cost? \*

Do not use pdf preview to apply. Use link to application form found on website.

PREVIEW

0/500

How many individuals do you estimate will use this project? \*

Listed sources used to obtain estimate. (if any)



0/250

**PREVIEW**  
Do not use pdf preview to apply. Use link to application form found on website.

## Trail Specific Questions

---

Is this project part of a master plan? \*

- ☐ County
- ☐ City
- ☐ Regional
- ☐ State Park
- ☐ Other

Will this trail connect to other established trails? \*

- ☐ Yes
- ☐ No

If trail will NOT connect to other established trails, will it be in the future?

- ☐ Yes
- ☐ No

If the trail WILL be connected to other established trails, which trails and where?

0/250

How many miles will be built or maintained? \*

Who owns the land on which the project will be built? \*

Does your project require an easement? \*

☐ Yes

☐ No

Is engineering required? \*

☐ Yes

☐ No

If engineering is required, has any engineering or conceptual design work been completed?

☐ Yes

☐ No

If engineering is required, when will it be ready for construction?

Are any permits required to build this trail? \*

☐ Yes

☐ No

If permits are required, please list the permits.

Does the project require cultural clearance \*

- ☐ Yes
- ☐ No

Trail Classification: (Select one) \*

- ☐ Single Track
- ☐ Multi-Use
- ☐ Dedicated Use

If dedicated use trail please select one option.

- ☐ Equestrian
- ☐ Bike
- ☐ Run/Walk

Is the trail motorized? \*

- ☐ Yes
- ☐ No

Is the trail paved? \*

- ☐ Yes
- ☐ No

If the trail is motorized and/or paved, what is the width of the trail?

If this is a bike trail, describe the difficulty or rating.

What level of accessibility will this project have? \*

Is there adequate parking at the trailhead, along with a kiosk containing a map? \*

☐ Yes

☐ No

Do not use pdf preview to apply. Use link to application form found on website.


## Parks & Open Space Project Specific Questions

---

Is this project for an existing park or to establish a new park? \*

- ☐ Existing
- ☐ New

Please upload a concept drawing(s) of the park, including the placement of any recreation equipment activities. \*

  
**Browse Files**  
Drag and drop files here

Will the public be charged to access the new amenity? \*

- ☐ Yes
- ☐ No

If the public will be charged to access the new amenity, provide details on the charges.

## Art, Museums, Ecological and Botanical Specific Questions

---

Please select the type of art project. \*

- ☐ Music
- ☐ Art
- ☐ Museum
- ☐ Theatre
- ☐ Botanical

What is the term of the project? \*

- ☐ Long-term impact and ongoing use
- ☐ Short-term/one-year use

Will it be recurring? \*

- ☐ Yes
- ☐ No

If this will be recurring, how often?

Describe how community members will get involved. \*

Will there be an admission fee? \*


- ☐ Yes
- ☐ No

If there will be an admission fee, will there be a discounted admission fee for local residents?

- ☐ Yes
- ☐ No

If a fee is being collected, how will the proceeds be utilized?

What is your marketing plan? \*



**Browse Files**

Drag and drop files here

How will the community be made aware of your progress? (Ongoing and in completion.) \*




## Final Requirements

---


Add any final comments relevant to your project that you could not comment on in the form.

0/500


Upload Project Timeline \*

  
**Browse Files**  
Drag and drop files here

Upload Budget Spreadsheet \*

  
**Browse Files**  
Drag and drop files here

Upload W9 Tax Form \*

  
**Browse Files**

Drag and drop files here

Upload Bids/Quotes/Estimates (Tier 3 grants are required to upload)



**Browse Files**

Drag and drop files here

Upload Letter of Support #1 \*



**Browse Files**

Drag and drop files here

Upload Letter of Support #2



**Browse Files**

Drag and drop files here

Upload Letter of Support #3



**Browse Files**

Drag and drop files here